



SFUSD YOUTH VOICE/YPAR ONLINE DATA DASHBOARD



Mapping Youth Voice and Youth Participatory Action Research (YPAR) Efforts Across SFUSD

BACKGROUND

SFUSD is known nationally for its leadership in YPAR, a form of student voice in which students conduct data-based inquiry on issues they care about improving at school and in their communities. For decades, students have brought their lived experience and research evidence to inform innovative understanding of the issues and solutions at their school sites and the district. While much of SFUSD's YPAR has historically been conducted in Peer Resources classes (see this [2022 brief](#) for more info), there are other important places in the district where YPAR inquiry is ongoing including the African American Achievement & Leadership Initiative (AAALI), Student Nutrition Services, Wellness Youth Outreach Workers, Ethnic Studies, PEP, and iLAB among many others.

PRODUCTS

Representatives from youth voice/YPAR programs, students, and district leaders expressed **a need for a youth voice inventory and map** that would help connect youth-generated data across the district. The SFUSD-UC Berkeley Research-Practice Partnership is working on developing:

- **A COMPREHENSIVE YOUTH VOICE/YPAR INVENTORY** that takes stock of all youth voice/YPAR programs in the district and detail student projects (including topics, findings, and products)
- **AN INTERACTIVE ONLINE YPAR DATA DASHBOARD AND MAP** where students, staff, and adults can view and navigate different youth voice/YPAR programs, projects, youth findings, and products.

PROGRESS UPDATES

In January 2023, the SFUSD-UC Berkeley RPP held **two feedback sessions** where we shared our initial youth voice/YPAR inventory and data dashboard prototype to youth voice leaders/district staff. **We integrated the feedback and are excited to share progress on our youth voice/YPAR inventory and 2nd iteration of the data dashboard.**

The following pages detail our progress updates.



YOUTH VOICE/ YPAR INVENTORY

We have been connecting with youth voice/YPAR leaders to learn about and document current and past youth voice initiatives/YPAR projects. We are actively updating our inventory spreadsheet with new information.

Note: The summaries below may not capture ALL projects of the organization as our collection efforts are live/ongoing. [Link for org descriptions](#)

This semester, we connected with the leaders of:

- **Peer Resources** - documented 38 YPAR projects across 15 sites ranging from 2016-2023
- **Ethnic Studies** - producing 10 student YPAR presentation videos
- **African American Achievement Leadership Initiative (AAALI)** - documented 4 YPAR projects across 2 sites from 2021-2023
- **Student Advisory Committee (SAC)** - hosted Youth Summit in April 2023
- **High School Task Force** - developed a supplemental survey report to be presented to superintendent and school board
- **School Health** - consists of various advisory groups (queer and trans advisory council, student wellness advisory group, bring to change to mind mental health clubs, youth outreach internship)
- **Local Control Accountability Plan (LCAP)** - school-site visits to inform LCAP

We are aware of the following programs, but have yet to collect detailed info on student projects:

- **iLAB** - various youth initiatives and has supported YPAR projects
- **Pin@y Educational Partnerships (PEP)** - at 2 MS and 2 HS sites, each site conducts YPAR projects
- **Student Nutrition Services (SNS)** - has a youth committee, focuses on school lunch

Please let us know if there are other youth voice/YPAR programs that are not on this list. Email Brian Villa at brianvilla@berkeley.edu



NEXT STEPS FOR INVENTORY

- Continue to meet with youth voice/YPAR leaders and populate inventory
- Share inventory more broadly
- Integrate inventory into online data dashboard
- Convene youth voice leaders at the beginning of Fall for a report-back on inventory/dashboard development and implementation




INTERACTIVE ONLINE YPAR DATA DASHBOARD AND MAP

We integrated some of the feedback we received from students and staff to develop version 2 of our prototype.

Note: Some feedback would be better integrated during the final iterations of the dashboard. Those suggestions are in our pending/long-term goals list.


Below are highlights of some new features. ([View video of demo of prototype](#)).

New Title Card Format for Schools/Projects




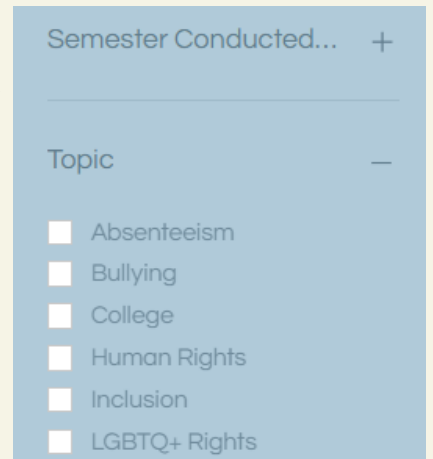
The YPAR data dashboard provides an exciting interface that allows users to browse through various youth voice/YPAR programs and projects.

Filters



View a list of SFUSD's youth voice/YPAR orgs and programs

or use one of many filters to navigate to specific projects (filter by topic, semester conducted, school, etc.)



Project Pages



Project pages will display key information including:

- A brief summary of the project
- Research questions
- Key findings
- Results and impact
- Student recommended future actions
- Contact info
- Products (i.e., briefs, videos, slides)
- Links to previous projects

INTERACTIVE ONLINE YPAR DATA DASHBOARD AND MAP

Resources

The dashboard will offer links to resources for students, parents, and staff who want to learn more about YPAR and the YPAR dashboard



Students

Resources for Students


Success in YPAR translates youth voice into research-informed action



Parents

Resources for Parents

Learn how to support your student as they enact change for their school and community

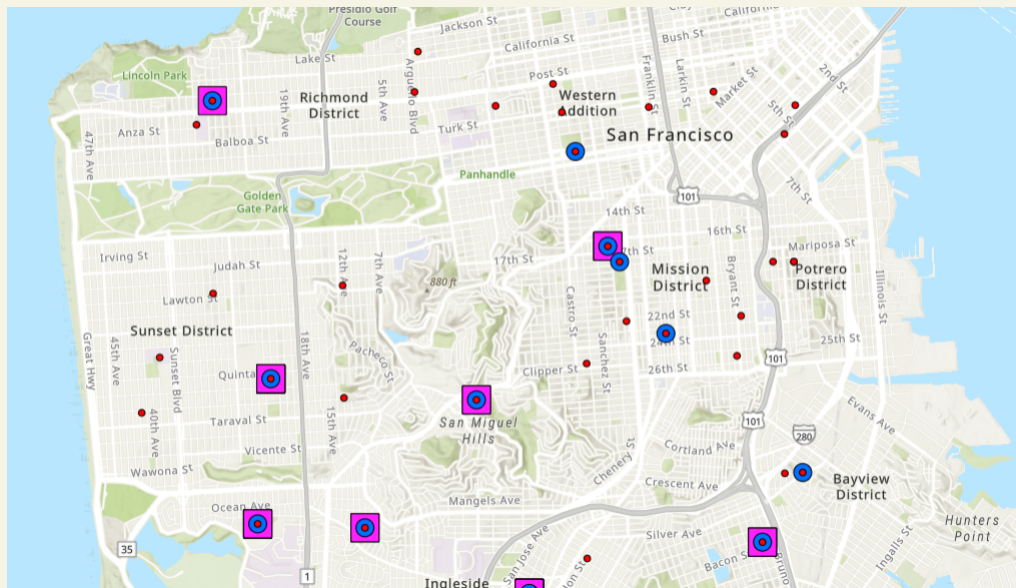


Staff

Resources for Staff

Staff can utilize strategies to ensure student led projects are successful

Interactive Map (in progress)



You can also use an interactive map feature where you can filter by schools, projects, topics, organizations, and more!

Some map features include:

- Toggle layers to view where YPAR is happening
- See the number of projects or programs per school site
- Click on map icons to view pop-up windows with detailed info on youth voice/YPAR projects including links to products
- View the frequency of project topics in a given year or across multiple years
- [Link to video demo of map](#)

NEXT STEPS FOR DASHBOARD AND INTERACTIVE MAP

- Collect and integrate additional feedback for version 3 of prototype - iterate on dashboard site and interactive map
- Upload youth voice/YPAR products from spring 2023 to prototype
- Pilot dashboard and map with specific school sites/orgs
- Receive feedback on process and sustainability
 - Where to embed the dashboard/map? Potential connection with SFUSD website staff.
- Share new dashboard and map at beginning of Fall 2023 semester

Email Brian Villa at brianvilla@berkeley.edu for any questions